

**SAMPLE NAME: Sequoia**

Other

**CULTIVATOR / MANUFACTURER**

**Business Name:**

**License Number:**

**Address:**

**DISTRIBUTOR**

**Business Name:** Eybna

**License Number:**

**Address:**

None CA



**SAMPLE DETAIL**

**Batch Number:**

**Sample ID:** 200729Q006

**Date Collected:** 07/29/2020

**Date Received:** 07/29/2020

**Batch Size:**

**Sample Size:** 10.0 Unit(s)

**Unit Mass:**

**Serving Size:**



Scan QR code to verify authenticity of results.

**CANNABINOID ANALYSIS - SUMMARY**

**Total THC:** Not Detected

**Total CBD:** Not Detected

**Sum of Cannabinoids:** Not Detected

**Total Cannabinoids:** Not Detected

Total THC/CBD is calculated using the following formulas to take into account the loss of a carboxyl group during the decarboxylation step:

Total THC =  $\Delta 9\text{THC} + (\text{THCa} \cdot 0.877)$

Total CBD =  $\text{CBD} + (\text{CBDa} \cdot 0.877)$

Sum of Cannabinoids =  $\Delta 9\text{THC} + \text{THCa} + \text{CBD} + \text{CBDa} + \text{CBG} + \text{CBGa} +$

$\text{THCV} + \text{THCVa} + \text{CBC} + \text{CBCa} + \text{CBDV} + \text{CBDVa} + \Delta 8\text{THC} + \text{CBL} + \text{CBN}$

Total Cannabinoids =  $(\Delta 9\text{THC} + 0.877 \cdot \text{THCa}) + (\text{CBD} + 0.877 \cdot \text{CBDa}) +$

$(\text{CBG} + 0.877 \cdot \text{CBGa}) + (\text{THCV} + 0.877 \cdot \text{THCVa}) + (\text{CBC} + 0.877 \cdot \text{CBCa}) +$

$(\text{CBDV} + 0.877 \cdot \text{CBDVa}) + \Delta 8\text{THC} + \text{CBL} + \text{CBN}$

**Moisture:** NT

**Density:** 0.8891 g/mL

**Viscosity:** NT

**SAFETY ANALYSIS - SUMMARY**

**Pesticides:** ✔ PASS

**Mycotoxins:** NT

**Residual Solvents:** ✔ PASS

**Heavy Metals:** ✔ PASS

**Microbial Impurities (PCR):** NT

**Microbial Impurities (Plating):** NT

**Foreign Material:** NT

**Water Activity:** NT

**Vitamin E Acetate:** NT

**TERPENOID ANALYSIS - SUMMARY**

35 TESTED, TOP 3 HIGHLIGHTED

●  **$\beta$  Caryophyllene** 514.03 mg/g

● **Myrcene** 84.45 mg/g


●  **$\alpha$  Bisabolol** 75.80 mg/g

For quality assurance purposes. Not a Pre-Harvest Hemp Lab Test Report. These results relate only to the sample included on this report. This report shall not be reproduced, except in full, without written approval of the laboratory.

**Sample Certification:** California Code of Regulations Title 16 Effect Date January 16, 2019. Authority: Section 26013, Business and Professions Code. Reference: Sections 26100, 26104 and 26110, Business and Professions Code.

**Decision Rule:** Statements of conformity (e.g. Pass/Fail) to specifications are made in this report without taking measurement uncertainty into account. Where statements of conformity are made in this report, the following decision rules are applied: PASS - Results within limits/specifications, FAIL - Results exceed limits/specifications.

**References:** limit of detection (LOD), limit of quantification (LOQ), not detected (ND), not tested (NT)

  
QC Certified by: Cecilia Condes  
Date: 08/02/2020

  
Approved by: Josh Wurzer, President  
Date: 08/02/2020



## Cannabinoïd Analysis

### CANNABINOID TEST RESULTS - 07/30/2020

Tested by high-performance liquid chromatography with diode-array detection (HPLC-DAD).

Method: QSP - (1157) Analysis of Cannabinoids by HPLC-DAD

**TOTAL THC: Not Detected**

Total THC ( $\Delta 9\text{THC} + 0.877 * \text{THCa}$ )

**TOTAL CBD: Not Detected**

Total CBD ( $\text{CBD} + 0.877 * \text{CBDa}$ )

**TOTAL CANNABINOIDS: Not Detected**

Total Cannabinoids (Total THC) + (Total CBD) + (Total CBG) + (Total THCV) + (Total CBC) + (Total CBDV) +  $\Delta 8\text{THC}$  + CBL + CBN

**TOTAL CBG: ND**

Total CBG ( $\text{CBG} + 0.877 * \text{CBGa}$ )

**TOTAL THCV: ND**

Total THCV ( $\text{THCV} + 0.877 * \text{THCVa}$ )

**TOTAL CBC: ND**

Total CBC ( $\text{CBC} + 0.877 * \text{CBCa}$ )

**TOTAL CBDV: ND**

Total CBDV ( $\text{CBDV} + 0.877 * \text{CBDVa}$ )

COMPOUND	LOD/LOQ (mg/g)	MEASUREMENT UNCERTAINTY (mg/g)	RESULT (mg/g)	RESULT (%)
$\Delta 9\text{THC}$	0.002 / 0.005	N/A	ND	ND
$\Delta 8\text{THC}$	0.01 / 0.02	N/A	ND	ND
THCa	0.001 / 0.002	N/A	ND	ND
THCV	0.002 / 0.008	N/A	ND	ND
THCVa	0.002 / 0.005	N/A	ND	ND
CBD	0.004 / 0.011	N/A	ND	ND
CBDa	0.001 / 0.003	N/A	ND	ND
CBDV	0.002 / 0.007	N/A	ND	ND
CBDVa	0.001 / 0.003	N/A	ND	ND
CBG	0.002 / 0.005	N/A	ND	ND
CBGa	0.002 / 0.006	N/A	ND	ND
CBL	0.003 / 0.008	N/A	ND	ND
CBN	0.001 / 0.004	N/A	ND	ND
CBC	0.003 / 0.010	N/A	ND	ND
CBCa	0.001 / 0.004	N/A	ND	ND
<b>SUM OF CANNABINOIDS</b>			ND	ND

**MOISTURE TEST RESULT**

Not Tested

**DENSITY TEST RESULT**

**0.8891 g/mL**  
 Tested 07/30/2020  
 Method: QSP - (1152) Sample Preparation

**VISCOSITY TEST RESULT**

Not Tested





## Terpenoid Analysis

Terpene analysis utilizing gas chromatography-flame ionization detection (GC-FID). Terpenes are the aromatic compounds that endow cannabis with their unique scent and effect. Following are the primary terpenes detected.

**Method:** OSP - (1192) Analysis of Terpenoids by GC-FID

### 1 $\beta$ Caryophyllene

A sesquiterpene with a fragrance that can be described as spicy, woody, dry, dusty and mildly sweet. It was one of the first organic compounds to fully synthesized in a laboratory and plays a role in the endocannabinoid system as it is a functional CB<sub>2</sub> receptor agonist. Found in black pepper, clove, hops, rosemary, black-jack, perilla, spicebush, Indian pennywort, celery, frankincense, vitex, parsley, marigold, tamarind...etc.

### 2 Myrcene

A monoterpene with a fragrance that can be described as peppery, spicy, herbal, floral and woody. Although it has a pleasant odor, it is typically used by the perfume industry as precursor for developing other fragrances. Found in hops, houttuynia, bay, thyme, lemon grass, mango, verbena, cardamom, citrus...etc.

### 3 $\alpha$ Bisabolol

A sesquiterpene alcohol with a fragrance that can be described as floral, peppery, sweet and clean. Found in chamomile, figwort, yarrow, skullcaps, lavender, ironwort, germander...etc.

## TERPENOID TEST RESULTS - 08/02/2020

COMPOUND	LOD/LOQ (mg/g)	MEASUREMENT UNCERTAINTY (mg/g)	RESULT (mg/g)	RESULT (%)
$\beta$ Caryophyllene	0.02 / 0.07	±24.365	514.03	51.403
Myrcene	0.04 / 0.11	±6.807	84.45	8.445
$\alpha$ Bisabolol	0.02 / 0.07	±3.366	75.80	7.580
Limonene	0.02 / 0.05	±2.677	72.94	7.294
Linalool	0.03 / 0.08	±1.639	31.64	3.164
Caryophyllene Oxide	0.04 / 0.11	±2.266	30.41	3.041
Terpineol	0.02 / 0.07	±3.090	28.64	2.864
Fenchol	0.03 / 0.09	±1.153	20.09	2.009
$\alpha$ Pinene	0.03 / 0.09	±0.765	11.70	1.170
Borneol	0.1 / 0.2	±0.43	6.7	0.67
$\alpha$ Phellandrene	0.05 / 0.1	±0.56	5.3	0.53
Fenchone	0.04 / 0.12	±0.114	2.94	0.294
$\alpha$ Humulene	0.02 / 0.05	±0.079	2.45	0.245
Camphene	0.04 / 0.11	±0.169	2.20	0.220
Valencene	0.01 / 0.03	±0.008	0.42	0.042
$\beta$ Pinene	0.04 / 0.11	±0.024	0.32	0.032
Sabinene	0.04 / 0.11	±0.019	0.24	0.024
$\alpha$ Cedrene	0.02 / 0.07	±0.009	0.22	0.022
3 Carene	0.04 / 0.1	N/A	ND	ND
$\alpha$ Terpinene	0.04 / 0.1	N/A	ND	ND
Eucalyptol	0.03 / 0.08	N/A	ND	ND
Ocimene	0.03 / 0.09	N/A	ND	ND
$\gamma$ Terpinene	0.04 / 0.1	N/A	ND	ND
Sabinene Hydrate	0.02 / 0.07	N/A	ND	ND
Terpinolene	0.03 / 0.09	N/A	ND	ND
(-)-Isopulegol	0.02 / 0.05	N/A	ND	ND
Camphor	0.1 / 0.2	N/A	ND	ND
Isoborneol	0.04 / 0.1	N/A	ND	ND
Menthol	0.03 / 0.09	N/A	ND	ND
Nerol	0.03 / 0.09	N/A	ND	ND
R-(+)-Pulegone	0.03 / 0.09	N/A	ND	ND
Geraniol	0.02 / 0.07	N/A	ND	ND
Geranyl Acetate	0.02 / 0.06	N/A	ND	ND
Nerolidol	0.3 / 0.8	N/A	ND	ND
Guaiol	0.03 / 0.09	N/A	ND	ND
Cedrol	0.04 / 0.11	N/A	ND	ND
<b>TOTAL TERPENOIDS</b>			<b>890.49 mg/g</b>	<b>89.049%</b>



 **Pesticide Analysis**

**CATEGORY 1 PESTICIDE TEST RESULTS - 07/31/2020**  **PASS**

**CATEGORY 1 AND 2 PESTICIDES**

Pesticide and plant growth regulator analysis utilizing high-performance liquid chromatography-mass spectrometry (HPLC-MS) or gas chromatography-mass spectrometry (GC-MS). \*GC-MS utilized where indicated.

**Method:** QSP - (1212) Analysis of Pesticides and Mycotoxins by LC-MS or QSP - (1213) Analysis of Pesticides by GC-MS

COMPOUND	LOD/LOQ (µg/g)	ACTION LIMIT (µg/g)	MEASUREMENT UNCERTAINTY (µg/g)	RESULT (µg/g)	RESULT
Aldicarb	0.03 / 0.09	≥ LOD	N/A	ND	PASS
Carbofuran	0.01 / 0.04	≥ LOD	N/A	ND	PASS
Chlordane*	0.03 / 0.08	≥ LOD	N/A	ND	PASS
Chlorfenapyr*	0.03 / 0.10	≥ LOD	N/A	ND	PASS
Chlorpyrifos	0.02 / 0.06	≥ LOD	N/A	ND	PASS
Coumaphos	0.02 / 0.06	≥ LOD	N/A	ND	PASS
Daminozide	0.03 / 0.10	≥ LOD	N/A	ND	PASS
DDVP (Dichlorvos)	0.02 / 0.07	≥ LOD	N/A	ND	PASS
Dimethoate	0.02 / 0.07	≥ LOD	N/A	ND	PASS
Ethoprop(hos)	0.03 / 0.08	≥ LOD	N/A	ND	PASS
Etofenprox	0.02 / 0.05	≥ LOD	N/A	ND	PASS
Fenoxycarb	0.02 / 0.06	≥ LOD	N/A	ND	PASS
Fipronil	0.02 / 0.06	≥ LOD	N/A	ND	PASS
Imazalil	0.02 / 0.06	≥ LOD	N/A	ND	PASS
Methiocarb	0.02 / 0.06	≥ LOD	N/A	ND	PASS
Methyl parathion	0.03 / 0.10	≥ LOD	N/A	ND	PASS
Mevinphos	0.03 / 0.09	≥ LOD	N/A	ND	PASS
Paclobutrazol	0.02 / 0.05	≥ LOD	N/A	ND	PASS
Propoxur	0.02 / 0.06	≥ LOD	N/A	ND	PASS
Spiroxamine	0.02 / 0.05	≥ LOD	N/A	ND	PASS
Thiacloprid	0.03 / 0.07	≥ LOD	N/A	ND	PASS

**CATEGORY 2 PESTICIDE TEST RESULTS - 07/31/2020**  **PASS**

Abamectin	0.03 / 0.10	0.3	N/A	ND	PASS
Acephate	0.01 / 0.04	5	N/A	ND	PASS
Acequinocyl	0.02 / 0.05	4	N/A	ND	PASS
Acetamiprid	0.02 / 0.05	5	N/A	ND	PASS
Azoxystrobin	0.01 / 0.04	40	N/A	ND	PASS
Bifenazate	0.01 / 0.02	5	N/A	ND	PASS
Bifenthrin	0.01 / 0.02	0.5	N/A	ND	PASS
Boscalid	0.02 / 0.06	10	N/A	ND	PASS
Captan	0.2 / 0.5	5	N/A	ND	PASS
Carbaryl	0.01 / 0.02	0.5	N/A	ND	PASS
Chlorantraniliprole	0.01 / 0.03	40	N/A	ND	PASS

Continued on next page





**Pesticide Analysis** *Continued*

**CATEGORY 2 PESTICIDE TEST RESULTS - 07/31/2020** *continued* ✔ PASS

**CATEGORY 1 AND 2 PESTICIDES**

Pesticide and plant growth regulator analysis utilizing high-performance liquid chromatography-mass spectrometry (HPLC-MS) or gas chromatography-mass spectrometry (GC-MS). \*GC-MS utilized where indicated.

**Method:** QSP - (1212) Analysis of Pesticides and Mycotoxins by LC-MS or QSP - (1213) Analysis of Pesticides by GC-MS

COMPOUND	LOD/LOQ (µg/g)	ACTION LIMIT (µg/g)	MEASUREMENT UNCERTAINTY (µg/g)	RESULT (µg/g)	RESULT
Clofentezine	0.02 / 0.06	0.5	N/A	ND	PASS
Cyfluthrin	0.1 / 0.4	1	N/A	ND	PASS
Cypermethrin	0.1 / 0.3	1	N/A	ND	PASS
Diazinon	0.01 / 0.04	0.2	N/A	ND	PASS
Dimethomorph	0.01 / 0.03	20	N/A	ND	PASS
Etoxazole	0.010 / 0.028	1.5	N/A	ND	PASS
Fenhexamid	0.02 / 0.1	10	N/A	ND	PASS
Fenpyroximate	0.03 / 0.08	2	N/A	ND	PASS
Flonicamid	0.01 / 0.04	2	N/A	ND	PASS
Fludioxonil	0.03 / 0.08	30	N/A	ND	PASS
Hexythiazox	0.01 / 0.04	2	N/A	ND	PASS
Imidacloprid	0.01 / 0.04	3	N/A	ND	PASS
Kresoxim-methyl	0.02 / 0.07	1	N/A	ND	PASS
Malathion	0.02 / 0.05	5	N/A	ND	PASS
Metalaxyl	0.02 / 0.06	15	N/A	ND	PASS
Methomyl	0.03 / 0.1	0.1	N/A	ND	PASS
Myclobutanil	0.03 / 0.1	9	N/A	ND	PASS
Naled	0.03 / 0.1	0.5	N/A	ND	PASS
Oxamyl	0.02 / 0.06	0.2	N/A	ND	PASS
Pentachloronitrobenzene*	0.03 / 0.09	0.2	N/A	ND	PASS
Permethrin	0.03 / 0.09	20	N/A	ND	PASS
Phosmet	0.03 / 0.10	0.2	N/A	ND	PASS
Piperonylbutoxide	0.003 / 0.009	8	N/A	ND	PASS
Prallethrin	0.03 / 0.08	0.4	N/A	ND	PASS
Propiconazole	0.01 / 0.03	20	N/A	ND	PASS
Pyrethrins	0.03 / 0.08	1	N/A	ND	PASS
Pyridaben	0.006 / 0.019	3	N/A	ND	PASS
Spinetoram	0.02 / 0.07	3	N/A	ND	PASS
Spinosad	0.02 / 0.06	3	N/A	ND	PASS
Spiromesifen	0.02 / 0.05	12	N/A	ND	PASS
Spirotetramat	0.01 / 0.02	13	N/A	ND	PASS
Tebuconazole	0.02 / 0.07	2	N/A	ND	PASS
Thiamethoxam	0.03 / 0.08	4.5	N/A	ND	PASS
Trifloxystrobin	0.01 / 0.03	30	N/A	ND	PASS




 **Residual Solvents Analysis**

**CATEGORY 1 RESIDUAL SOLVENTS TEST RESULTS - 07/31/2020**  **PASS**

**CATEGORY 1 AND 2 RESIDUAL SOLVENTS**  
 Residual Solvent analysis utilizing gas chromatography-mass spectrometry (GC-MS).


**Method:** QSP - (1204) Analysis of Residual Solvents by GC-MS

COMPOUND	LOD/LOQ (µg/g)	ACTION LIMIT (µg/g)	MEASUREMENT UNCERTAINTY (µg/g)	RESULT (µg/g)	RESULT
1,2-Dichloroethane	0.05 / 0.1	1	N/A	ND	PASS
Benzene	0.03 / 0.09	1	N/A	ND	PASS
Chloroform	0.1 / 0.2	1	N/A	ND	PASS
Ethylene Oxide	0.1 / 0.4	1	N/A	ND	PASS
Methylene chloride	0.3 / 0.9	1	N/A	ND	PASS
Trichloroethylene	0.1 / 0.3	1	N/A	ND	PASS

**CATEGORY 2 RESIDUAL SOLVENTS TEST RESULTS - 07/31/2020**  **PASS**

Acetone	20 / 50	5000	±20.2	529	PASS
Acetonitrile	2 / 7	410	N/A	ND	PASS
Butane	10 / 50	5000	N/A	ND	PASS
Ethanol	20 / 50	5000	N/A	ND	PASS
Ethyl acetate	20 / 60	5000	N/A	ND	PASS
Ethyl ether	20 / 50	5000	N/A	ND	PASS
Heptane	20 / 60	5000	N/A	ND	PASS
Hexane	2 / 5	290	N/A	ND	PASS
Isopropyl Alcohol	10 / 40	5000	N/A	<LOQ	PASS
Methanol	50 / 200	3000	N/A	ND	PASS
Pentane	20 / 50	5000	N/A	ND	PASS
Propane	10 / 20	5000	N/A	ND	PASS
Toluene	7 / 21	890	N/A	ND	PASS
Total Xylenes	50 / 160	2170	N/A	ND	PASS

 **Heavy Metals Analysis**

**HEAVY METALS TEST RESULTS - 07/30/2020**  **PASS**

Heavy metal analysis utilizing inductively coupled plasma-mass spectrometry (ICP-MS).

**Method:** QSP - (1160) Analysis of Heavy Metals by ICP-MS

COMPOUND	LOD/LOQ (µg/g)	ACTION LIMIT (µg/g)	MEASUREMENT UNCERTAINTY (µg/g)	RESULT (µg/g)	RESULT
Cadmium	0.02 / 0.05	0.5	N/A	ND	PASS
Lead	0.04 / 0.1	0.5	N/A	ND	PASS
Arsenic	0.02 / 0.1	1.5	N/A	ND	PASS
Mercury	0.002 / 0.01	3	N/A	ND	PASS

